
















The #AIDocs Influencers

Top 10 Influential

-  @AAAAI_org 100
-  @AllergyKidsDoc 78
-  @DrPhilRoe 59
-  @CMSGov 42
-  @AppropsDems 34
-  @dralicehoyt 20
-  @nationwidekids 15
-  @ATLergist 10
-  @mitchmd 9
-  @KhouryMD 7











 Tweet

Prolific Tweeters

-  @AAAAI_org 5
-  @AllergyKidsDoc 5
-  @mitchmd 4
-  @Jessicastern16 4
-  @AllergicLiving 3
-  @PAallergy 3
-  @KhouryMD 3
-  @NoNutTraveler 3
-  @dralicehoyt 2
-  @Brian34Schroer 2

 Tweet

Highest Impressions

-  @AllergyKidsDoc 103.7K
-  @AllergicLiving 58.6K
-  @AAAAI_org 57.9K
-  @NoNutTraveler 16.8K
-  @allergicgirl 15.1K
-  @Gittyys 10.3K
-  @mtechman 10.2K
-  @stephsorkin 10.0K
-  @PAallergy 5.5K
-  @sheimkelly 5.4K

 Tweet

The Numbers

326.241K Impressions

77 Tweets

47 Participants

1 Avg Tweets/Hour

2 Avg Tweets/Participant

 Tweet

Twitter data from the #AIDocs hashtag from Tue, June 2nd 2020, 12:05AM to Thu, June 4th 2020, 11:55PM (America/Chicago) - Symplur.

