



The AAAAI Quality Clinical Data Registry: What you need to know



Today We'll Cover The AAAAI Allergy, Asthma & Immunology Quality Clinical Data Registry

- I. Defining a Qualified Clinical Data Registry
 - I. What's available in this registry
- II. Quality Reporting
- III. Registry Access
 - I. Overview of Registry Features
- IV. Support and Contact



What is the AAAAI QCDR?

Approved by CMS the AAAAI QCDR is intended for physicians specializing in Allergy/Immunology (AAAAI members & non-members) to foster performance improvement and improve outcomes in the care of patients with allergies, asthma, immune deficiencies and other immunologic diseases.

The registry provides participating providers with:

- Continuous view of results to identify opportunities to improve care
- Performance gap analysis and patient outlier identification
- Access to improvement interventions to close performance gaps including patient care management tools; targeted education; resources and other evidence-based interventions
- Comparison versus registry benchmarks and peer-to-peer comparison
- Submission to CMS to satisfy PQRS requirements



Qualified Clinical Data Registry

What Does a Registry Need to Qualify as a QCDR?

- At least 9 measures
- Measures must cross at least 3 national quality strategy domains
 - Domains include: Communication and Care Coordination, Community/Population Health, Effective Clinical Care, Efficiency and Cost Reduction, Patient Safety, Person and Caregiver-Centered Experience and Outcomes
- A QCDR must also include at least 2 outcomes measure
 - An outcome measure, as defined within the CMS Measures Management System Blueprint v10.0, indicates the result of the performance (or nonperformance) of functions or processes. It is a measure that focuses on achieving a particular state of health.
 - If less than 2 outcome measures are available to an EP, report on at least 1 outcome measure and also at least one of the following types of measures:
 - Patient Safety
 - Resource Use
 - Patient Experience of Care
 - Efficiency/Appropriate Use
- A QCDR is not limited to measures within PQRS, and may include up to 30 non-PQRS measures
- A QCDR may include additional measures that are PQRS measures, in addition to the 30 non-PQRS measures



Measures Available through this Registry

- The AAAAI Allergy, Asthma & Immunology Quality Clinical Data Registry is comprised of 31 quality measures covering 5 areas of care
 - Measures for allergy immunotherapy developed by the Joint Task Force on Quality Performance Measures (approved by the AAAAI and ACAAI)
 - PQRS asthma measures modified to remove the upper age limit
 - A Modified asthma care measure developed by Minnesota Community Measurement



Physician Quality Reporting System (PQRS)



What is the Physician Quality Reporting System (PQRS)?

- CMS pay for reporting program
- Performance scores assigned to participants based on quality measure information reported.
- Intended to help health care professionals and group practices measure the care they give their patients and provide patients with the right care at the right time.
- Public Reporting - some of the quality measure performance scores are available on Physician Compare profile pages.
- Failure to meet PQRS reporting requirements would lead to a PQRS payment adjustment (penalty).



PQRS reporting with The AAAAI Allergy, Asthma & Immunology Quality Clinical Data Registry

The AAAAI Quality Clinical Data Registry is a QCDR with 31 quality measures

NEW - GPRO (Group Practice Reporting Option) for PQRS

- New for 2016, group practices of 2 or more EPs participating via GPRO have the option to report quality measures via a QCDR. A PQRS group practice under 2016 PQRS is defined as a single Tax Identification Number (TIN) with 2 or more individual EPs who have reassigned their billing rights to the TIN. PQRS group practices are analyzed at the TIN level; therefore, all EPs (NPIs) under the group's TIN will be taken into account for the 2016 PQRS analysis.

How to Qualify for PQRS?

- Select at least 9 measures for PQRS Reporting and
 - Report on at least 50% of your applicable patients
 - Ensure that at least 3 NQS Domains are covered
 - Ensure that at least 2 Outcome Measures are selected
 - If less than 2 outcome measures are available to an EP, report on at least 1 outcome measure and also at least one of the following types of measures:
 - Patient Safety
 - Resource Use
 - Patient Experience of Care
 - Efficiency/Appropriate Use
- Complete Attestation Module for submission to CMS



Who is Eligible for PQRS?

Medicare physicians

- Doctor of Medicine
- Doctor of Osteopathy
- Doctor of Podiatric Medicine
- Doctor of Optometry
- Doctor of Oral Surgery
- Doctor of Dental Medicine
- Doctor of Chiropractic

Therapists

- Physical Therapist
- Occupational Therapist
- Qualified Speech-Language Therapist

Practitioners

- Physician Assistant
- Nurse Practitioner*
- Clinical Nurse Specialist*
- Certified Registered Nurse Anesthetist* (and Anesthesiologist Assistant)
- Certified Nurse Midwife*
- Clinical Social Worker
- Clinical Psychologist
- Registered Dietician
- Nutrition Professional
- Audiologists


*Includes Advanced Practice Registered Nurse (APRN)



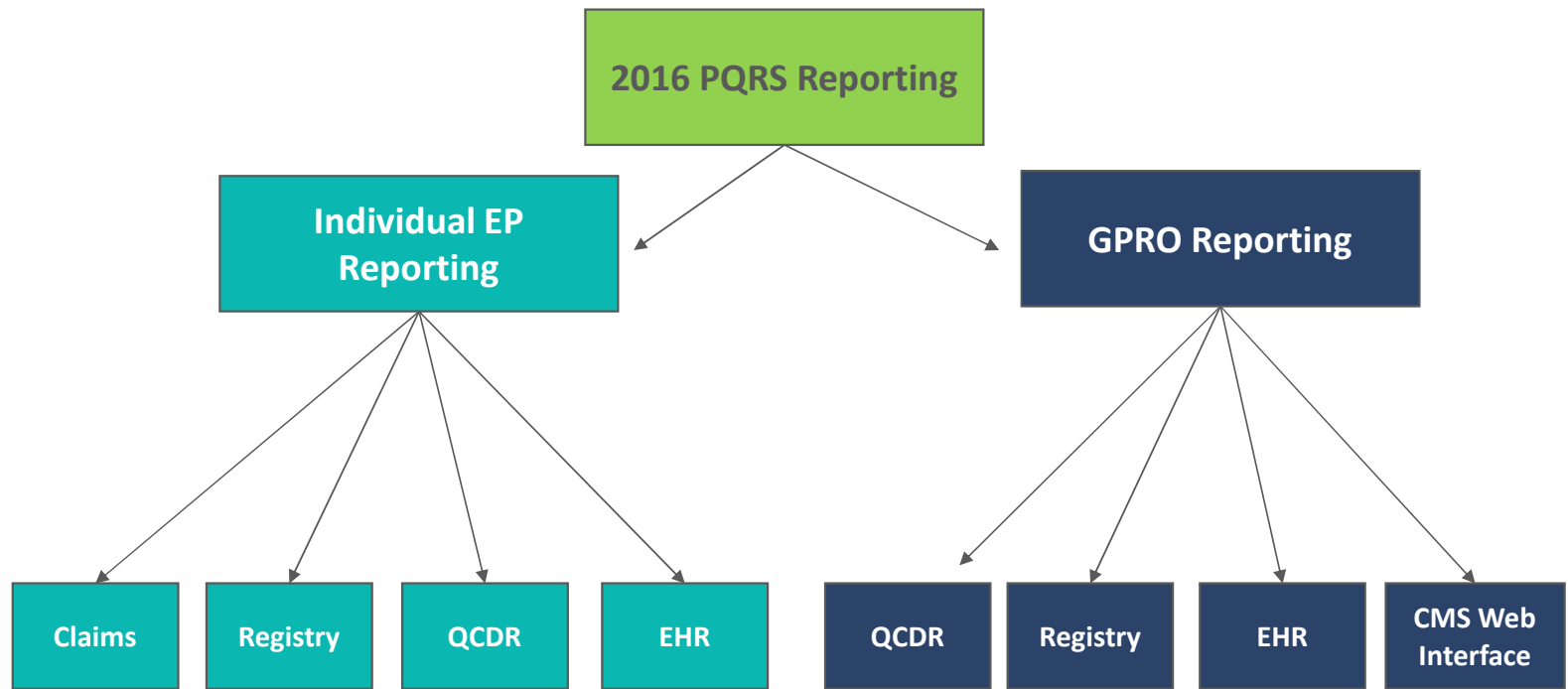
Value Based Modifier (VBM)



What is the Value Based Modifier (VBM)?

- ▶ CMS Pay for Performance program
 - ▶ Adjusts Medicare Physician Fee Schedule (PFS) payments based on quality and cost performance attributed to a physician or group of physicians
 - ▶ Failure to meet PQRS reporting requirements would lead to an additional VBM payment adjustment (penalty)
 - ▶ VBM score determines payment adjustment to all TIN's future claims: upward, downward, and neutral
- 

PQRS Reporting: Individual and GPRO





2016 PQRS: GPRO Self-Nomination

GPRO Self-Nomination

The timeframe for 2016 CMS Registration/Self-Nomination was April 1, 2015- June 30, 2016

Information regarding PQRS GPRO is available at

<https://www.cms.gov/Medicare/Medicare-Fee-for-Service-Payment/PhysicianFeedbackProgram/Self-Nomination-Registration.html>

Please refer to the 2016 PQRS GPRO Registration Guide for important information including registration, the self-nomination process, and other requirements on the CMS website



Summary of Financial Risk: PQRS & VM together

Group Size	Reporting Year	Year of Financial Impact	Providers/Groups That <u>DON'T</u> Successfully Report PQRS	Providers/Groups That <u>DO</u> Successfully Report PQRS	
				PQRS	VBM Cost/Quality-Tiering Adjustment
Physicians, PAs, NPs, CNSs, & CRNAs in groups with 2-9 EPs and solo providers	2016	2018	-4% (Includes PQRS and VBM penalties)	No Penalty	Negative (up to -2%), Neutral (0%) or Upward (up to 2%)
Physicians, PAs, NPs, CNSs, & CRNAs in groups with 10+	2016	2018	-6% (Includes PQRS and VBM penalties)	No Penalty	Negative (up to -4%), Neutral (0%) or Upward (up to 4%)
Groups & Solo Providers (All Non-Physician EPs)	2016	2018	-2% (Includes PQRS and VBM penalties)	No Penalty	Neutral (0%) to Upward (up to 2%)



Meaningful Use: Specialized Registry Reporting



Meaningful Use: Specialized Registry Reporting

The AAAAI Allergy, Asthma & Immunology Quality Clinical Data Registry in collaboration with CECity, is currently accepting data from Eligible Professional (EPs), to fulfill the Meaningful Use EHR Incentive Programs Public Health Objective, Measure 3, submission of data for specialized registry reporting. To meet this objective EPs are requested to electronically submit data from Certified Electronic Health Record Technology (CEHRT) to AAAAI Allergy, Asthma & Immunology Quality Clinical Data Registry.

If you are interested in submitting data to AAAAI Allergy, Asthma & Immunology Quality Clinical Data Registry complete and submit a request form to CECity through the Medconcert.com/AAAAIQIR webpage

Automated submission is available for users of EHRs such as:

Athenahealth

Allscripts

Aprima

NextGen

Greenway

STI / ChartMarker®

Quest Diagnostics / CareMark®

ModuleMD

CECity's Registry Cloud Platform (v4.0) is 2014 Edition compliant and has been certified by ICSA Labs in accordance with applicable certification criteria adopted by the Secretary of Health and Human Services. This certification does not represent any endorsement by the U.S. Department of Health and Human Services. ONC CHPL Numbers: 140367R00 (ambulatory) and 150007R00 (inpatient). [Read more about our certifications](#)



Maintenance of Certification (MOC)





Satisfy MOC Requirements

Satisfy quality reporting and MOC requirements when you use the AAAAI Quality Clinical Data Registry (QCDR) for practice improvement!

To participate in this activity you must first register as a user of the [AAA AI Quality Clinical Data Registry](#).

By downloading reports of your performance from the registry, creating and implementing an improvement plan, and reassessing your performance, you will earn 20 AMA PRA Category 1 CME Credits™ and satisfy the practice assessment/quality improvement requirement for the American Board of Allergy and Immunology's Maintenance of Certification Program.

The practice improvement process will require a minimum of 30 days to complete.

AAA AI American Academy of Allergy Asthma & Immunology

Home » MOC Activities » AAAAI QCDR for Practice Improvement 2016

AAA AI QCDR for Practice Improvement 2016

COURSE DESCRIPTION
Satisfy quality reporting and MOC requirements when you use the AAAAI Quality Clinical Data Registry (QCDR) for practice improvement!

To participate in this activity you must first register as a user of the AAAAI Quality Clinical Data Registry. By downloading reports of your performance from the registry, creating and implementing an improvement plan, and reassessing your performance, you will earn 20 AMA PRA Category 1 CME Credits™ and satisfy the practice assessment/quality improvement requirement for the American Board of Allergy and Immunology's Maintenance of Certification Program.

The practice improvement process will require a minimum of 30 days to complete.

TARGET AUDIENCE:
Allergist/Immunologists
Allergy/Immunology Fellows in Training

LEARNING OBJECTIVES:

- Identify areas of potential improvement in clinical practice
- Create and implement a practice improvement plan
- Analyze personal performance in practice to identify potential barriers to providing optimal care

COURSE SUMMARY	
Available credit:	20.00 CME
Course opens:	07/22/2016
Course expires:	12/31/2016
Cost:	\$0.00

Please login or register to take this course.

AAA AI American Academy of Allergy Asthma & Immunology

Home » MOC Activities » AAAAI QCDR for Practice Improvement 2016

AAA AI QCDR for Practice Improvement 2016

COURSE PROGRESS

- CME INFORMATION
- QUALITY IMPROVEMENT IN HEALTHCARE
- BASELINE ASSESSMENT
- ACTION STAGE
- RE-EVALUATION STAGE
- SELF-ASSESSMENT
- EVALUATION
- PI PROCESS COMPLETION
- CREDIT

COURSE HOME

COURSE INSTRUCTIONS:
Before beginning the Practice Improvement process you will need to have completed the following:

- Register as a user of the AAAAI QCDR.
- Enter at least 10 patient charts into the registry.

Once you have completed these actions you can click "Start Course" below to begin the practice improvement process.

PLEASE NOTE: Once you begin the practice improvement process you will need at least 30 days to complete it. If you are planning to report completion of this activity for 2015 please allow adequate time in which to complete the entire process.

START COURSE

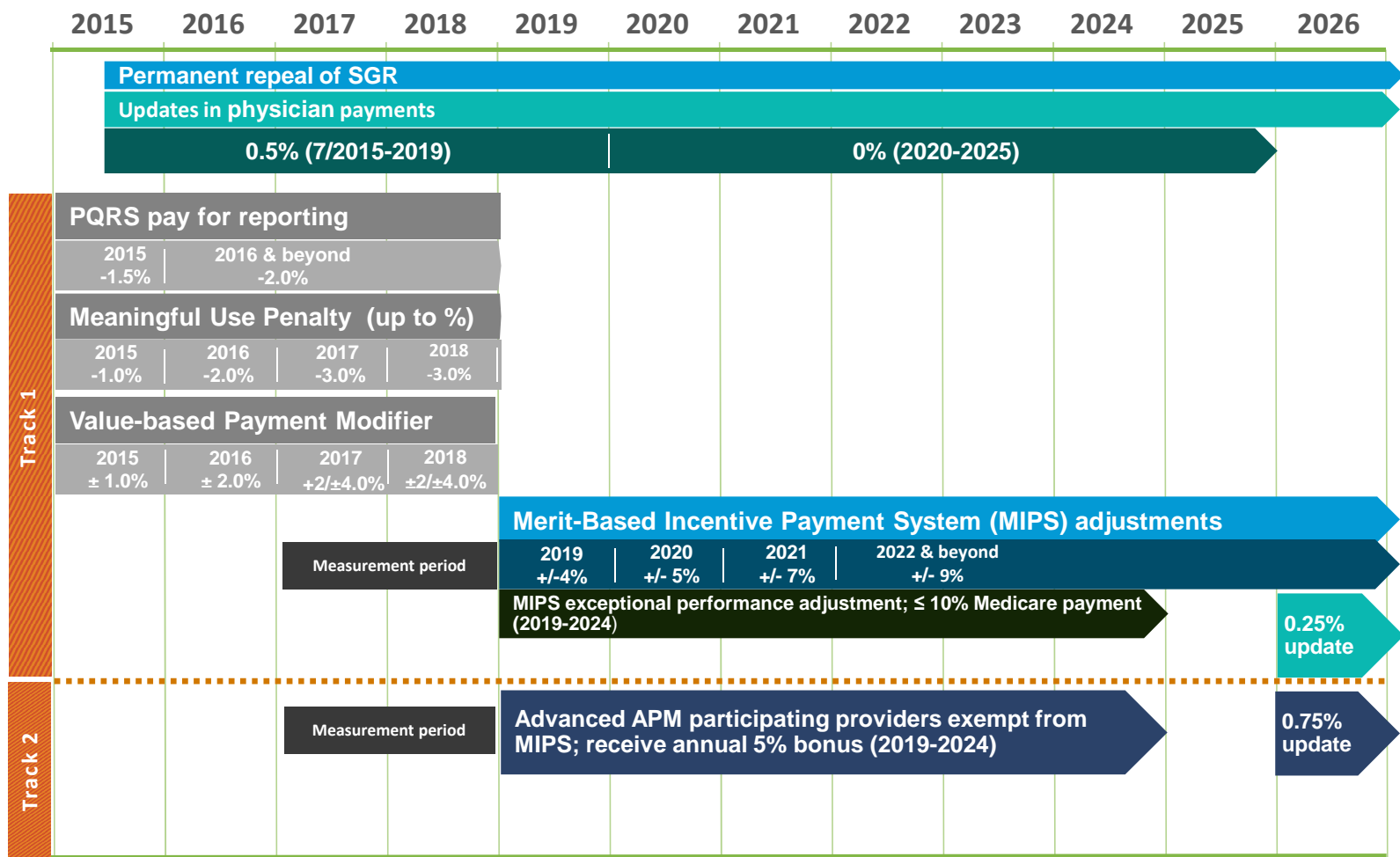


Looking Ahead: Proposed MACRA Reform Timeline



MACRA reform timeline

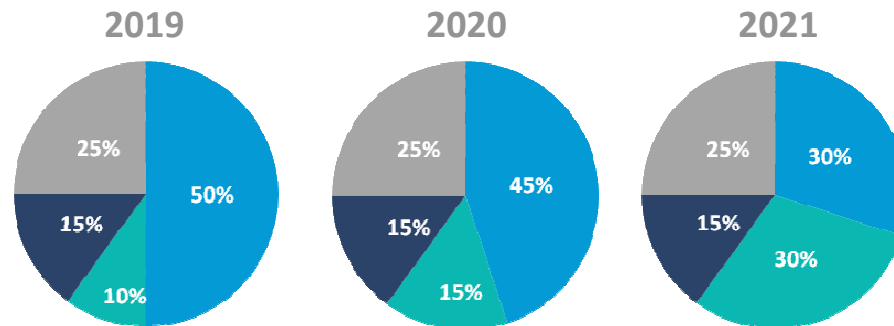
(Medicare Access and CHIP Reauthorization Act of 2015)





MIPS Overview

Jan 1- Dec 31, 2017 is the performance period for 2019 payment



- Quality** — PQRs Measures, PQIs (Acute and Chronic), Readmissions
- Resource use** — MSPB, Total Per Capita Cost, Episode Payment
- Advancing care information** — Meaningful Use Objectives and Measures
- Clinical practice improvement activities** — Expanded access, population management, care coordination, beneficiary engagement, patient safety, and Alternative payment models.

- Sets performance targets in advance, when feasible
- Sets performance threshold at median.
- Considers improvement in year 2 (seeking input)


▶ 2015 ▶ 2016 ▶ 2017 ▶ 2018 ▶ 2019 ▶ 2020 ▶ 2021 ▶ 2022 ▶ 2023 ▶ 2024 ▶ 2025 ▶ 2026

Measurement period	Merit-Based Incentive Payment System (MIPS) adjustments			
	2019	2020	2021	2022 & beyond
	+/- 4%	+/- 5%	+/- 7%	+/- 9%
MIPS exceptional performance adjustment; ≤ 10% Medicare payment (2019-2024)				




The AAAAI Allergy, Asthma & Immunology Quality Clinical Data Registry

Accessing the Registry



How to Use The AAAAI Allergy, Asthma & Immunology Quality Clinical Data Registry

Steps for Participation

- **STEP 1: Determine if the professional is eligible to participate**
 - The list of EPs able to participate as individuals is available on the PQRS web page at <http://www.cms.gov/Medicare/Quality-Initiatives-Patient-Assessment-Instruments/PQRS/>
 - **STEP 2: Go to the following website to register:**
 - <https://www.medconcert.com/content/medconcert/Genesis/>
- 



The AAAAI Allergy, Asthma & Immunology Quality Clinical Data Registry, in collaboration with CECity, is intended for physicians specializing in Allergy/Immunology (AAAAI members & non-members) to foster performance improvement and improve outcomes in the care of patients with allergies, asthma, immune deficiencies and other immunologic diseases. The registry will provide participating providers with:

- Timely custom continuous performance monitors
- Performance gap analysis and patient outlier identification
- Access to improvement interventions to close performance gaps including patient care management tools; targeted education; resources and other evidence-based interventions
- Comparison versus registry benchmarks and peer-to-peer comparison

The screenshot shows the homepage of the AAAAI Allergy, Asthma & Immunology Quality Clinical Data Registry. At the top, there are logos for medconcert and AAAAI (American Academy of Allergy Asthma & Immunology). A "PRE-REGISTER" button is in the top right corner. Below the logos, it says "In collaboration with CECity" and "The AAAAI Allergy, Asthma & Immunology Quality Clinical Data Registry". There are two buttons: "PRE-REGISTER" and "VIEW MEASURES". Below this is a navigation bar with six icons and their corresponding text: "Avoid up to a 9% Penalty", "Automate your EHR Data", "Track performance against benchmarks", "Close gaps in patient care", "Manage your patient population", and "Satisfy PQRS, VBM & MU". The main content area has a section titled "About this Registry" with a paragraph of text. Below that is a section titled "Measures That Matter" with another paragraph of text. On the right side, there is a video player with the title "Video: Features & Benefits" and a "COMING SOON" banner. At the bottom right, there is a "VIEW MEASURES" button.



How to Register and Begin Using the AAAAI Registry

www.medconcert.com/aaaaiqir



The AAAAI Allergy, Asthma & Immunology Quality Clinical Data Registry, in collaboration with CECity, is intended for physicians specializing in Allergy/Immunology (AAAAI members & non-members) to foster performance improvement and improve outcomes in the care of patients with allergies, asthma, immune deficiencies and other immunologic diseases. The registry will provide participating providers with:

- Timely custom continuous performance monitors
- Performance gap analysis and patient outlier identification
- Access to improvement interventions to close performance gaps including patient care management tools; targeted education; resources and other evidence-based interventions
- Comparison versus registry benchmarks and peer-to-peer comparison



medconcert® | AAAAI American Academy of Allergy Asthma & Immunology

LOG IN

In collaboration with CECity

The AAAAI Allergy, Asthma & Immunology Quality Clinical Data Registry

REGISTER | VIEW MEASURES

- Avoid up to a 9% Penalty
- Automate your EHR Data
- Track performance against benchmarks
- Close gaps in patient care
- Manage your patient population
- Satisfy PQRS, VBM & MU

About this Registry

The AAAAI Allergy, Asthma & Immunology Quality Clinical Data Registry, in collaboration with CECity, is intended for physicians specializing in Allergy/Immunology (AAAAI members & non-members) to foster performance improvement and improve outcomes in the care of patients with allergies, asthma, immune deficiencies and other immunologic diseases.

This registry is approved by CMS as a Qualified Clinical Data Registry (QCDR) for Eligible Professionals and GPRO Practices.

Measures That Matter

This registry is comprised of 31 quality measures, including measures for allergy immunotherapy developed by the Joint Task Force on Quality Performance Measures (approved by the AAAAI and ACAAI); PQRS asthma measures modified to remove the upper age limit, and a modified asthma care measure developed by Minnesota Community Measurement.

COMING SOON

Video: Features & Benefits

VIEW MEASURES



Register in MedConcert

The screenshot displays the MedConcert app store interface. On the left, a user profile for 'AAAAI Test' is visible with options to 'Compose' or 'Post'. Below this are navigation tabs for 'My Apps', 'App Store', and 'Refine Search'. The 'Refine Search' section includes filters for 'Category', 'Rating', and 'Cost'. The main content area features a search bar with the text 'Search for an App', a search icon, and a dropdown menu set to 'Sort by: Alphabetical (A-Z)'. A checkbox for 'Show Patient-Ready Apps only' is also present. Below the search bar, the results show '1 - 10 of 53' listings. The first listing is for 'AAAAI Allergy, Asthma & Immunology Quality Clinical Data Registry - For Individuals', which includes a star rating of 0, 0 comments, a 'more details' link, and a 'REGISTER' button for \$500.00.



Services Agreement

Premier Solution Services Agreement

Please enter the Tax Identification Number for your organization.

I acknowledge and agree that any and all Protected Health Information I submit to the PQRSWizard Application is data created or maintained by the practice or facility, in its capacity as a Covered Entity under HIPAA, with the Federal tax identification number (TIN), indicated below.

Tax Identification Number (TIN):*

Confirm Tax Identification Number (TIN):*

Have you been provided with a Validation Code for your organization?

Yes No

Please enter the Validation Code provided by your orga

Validation Code:*

Premier Solution Services Agreement

Please enter the Tax Identification Number for your organization.

I acknowledge and agree that any and all Protected Health Information I submit to the PQRSWizard Application is data created or maintained by the practice or facility, in its capacity as a Covered Entity under HIPAA, with the Federal tax identification number (TIN), indicated below.

Tax Identification Number (TIN):*

Confirm Tax Identification Number (TIN):*

Have you been provided with a Validation Code for your organization?

Yes No

Please enter the Validation Code provided by your organization.

Validation Code:*

[Continue](#)

All 2016 reporting participants must have a Premier Solution Services agreement in place with their organization at the Tax ID level before data can be collected by the registry.

To begin this process, enter your Tax ID into the fields provided.

If you have worked with the Premier team to complete this agreement offline, a validation code would have been provided to your organization.

- If you have a validation code, please click the “Yes” button for the subsequent question.
- If you are completing this agreement for the first time for the reporting period and do not have a validation code, please click the “No” button.

Complete Online Payment

Payment

The fee to purchase AAAAI Allergy, Asthma & Immunology Quality Clinical Data Registry - For Individuals is \$650.00. If you have a discount code please use the link provided to apply the discount.

Your payment information is required below if there is an amount due. Fields marked with a "*" are required. Payment is available by credit card only. Billing information must be the same as it appears on your card.

To continue and have your credit card charged the amount due. Click the 'Submit' button.

	Amount
Fee	\$650.00

Use a Discount Code...

Total Amount Due: \$650.00

Cardholder Information

Populate with registration form data.
(Note: Billing Information must be same as it appears on card.)

First Name* Last Name* MI

Address Line 1:*

Address Line 2:

Town/City* State* Zip Code*

Country

Daytime Phone Extn
e.g. 310-555-1212 Extn: 234

Card Information

Credit Card Type*
SELECT

Credit Card Number* Security Code*
What's this?

Expiration Date*
SELECT SELECT

Send an additional receipt to the e-mail on record.

The annual cost per provider is **\$500** for AAAAI member providers and **\$650** for non-member providers.

If you are a AAAAI member and have difficulty aching the registry at the member rate please contact MedConcert Support at support@medconcert.com

Home Tab

The screenshot shows the 'medconcert' website interface. At the top, there is a navigation bar with the 'medconcert' logo and several menu items: HOME, APPS, POPULATION, PERFORMANCE, WAYS TO IMPROVE, COMMUNITY, and PORTFOLIO. A search bar and a user profile icon are also visible. Below the navigation bar, the main heading reads 'AAAAI Allergy, Asthma & Immunology Quality Clinical Data Registry - For Individuals'. A sub-heading states: 'The Allergy, Asthma & Immunology Quality Clinical Data Registry is an easy to use online tool to help you quickly and easily collect, aggregate, and analyze patient data. Through the registry you will be able to drill down into your patient data to (view more)'. A large blue arrow labeled 'Quality Improvement' points from the left towards the 'WAYS TO IMPROVE' menu item. Below this, a banner image shows a family of four (a man, a woman, and two children) standing in a field of white flowers, looking out over a lake and mountains. The text 'Welcome to the AAAAI Allergy, Asthma & Immunology Quality Clinical Data Registry' is overlaid on the image, along with a 'MANAGE PATIENT DATA' button. At the bottom, there is a dark blue footer with four icons and their corresponding labels: 'Manage Performance' (bar chart icon), 'Identify Patient Outliers' (briefcase icon), 'Improve Performance' (line graph icon), and 'Quality Reporting' (clipboard icon).



Measure Selection

- Choose all or a subset of the 31 measures available
- The registry will provide guidance through a counter that will determine that the participant selection will meet PQRS reporting requirements

HOME DATA PERFORMANCE POPULATION IMPROVEMENT

ACCOUNT INFO MEASURE SELECTION DATA COLLECTION MEASURE RESULTS

Confirm Measures

The measures you have selected are listed below along with a summary of the total number selected and NQS domains. You can make changes to your measures selection at any time before you submit your data to PQRS. To confirm these measures, please click the continue button.

Selected Measures	NQS Domains	Outcome Measures
9 / 9	3+ / 3	1 / 2

Measures (9)

MEASURES
Preventive Care and Screening: Tobacco Use: Screening and Cessation Intervention (PQRS Measure #226) (NQF 0028) Community/Population Health
Adult Sinusitis: More than One Computerized Tomography (CT) Scan Within 90 Days for Chronic Sinusitis (Overuse) (PQRS Measure #334) Efficiency and Cost Reduction
Closing the Referral Loop: Receipt of Specialist Report Communication and Care Coordination
Penicillin Allergy: Appropriate Removal or Confirmation (AAAAI_18) Communication and Care Coordination
Appropriate Testing for Children with Pharyngitis (PQRS Measure #66) (NQF 0002) Efficiency and Cost Reduction
Adult Sinusitis: Computerized Tomography (CT) for Acute Sinusitis (Overuse) (PQRS Measure #333) Efficiency and Cost Reduction
Preventive Care and Screening: Body Mass Index (BMI) Screening and Follow-Up Plan (PQRS Measure #128) (NQF 0421) Community/Population Health
Pneumonia Vaccination Status for Older Adults (PQRS Measure #111) (NQF 0043)

< Back Continue >



Data Entry/ Patient List

Input the encounter information:

- The encounter date
- Related encounter and/or diagnosis codes
- Answer the questions according to encounter, and click the save button
- Continue to add patients and you've entered at least 50% of your patients per measure.
- As you enter each patient and progress will be updated in the data

ACCOUNT INFO MEASURE SELECTION DATA COLLECTION MEASURE RESULTS

Collect PQRS Data

+ Show Selected Measures

Now it is time to start inputting or uploading your data. The AAAAI Allergy, Asthma & Immunology Quality Clinical Data Registry provides web-based forms for you to manually enter your PQRS data; click the "Manually Add Patient" button to add patients manually. There are also spreadsheet-based data templates and definition files available for you to upload your patient records as well. You may use one or more of these methods to populate your AAAAI Allergy, Asthma & Immunology Quality Clinical Data Registry Patient Registry. If you would like to edit your measures selection, click the Edit button on the "Selected Measures" panel.

Upload Files

Access data templates and upload patient data files.

View Previous Uploads

Review uploads and access historic files.

Manually Add Patient

Add new patients manually. Includes the ability to add a patient encounter and encounter data for the patient.

All Patients (30) Incomplete Patients (0) Incomplete Encounters (30)

ACCOUNT INFO MEASURE SELECTION DATA COLLECTION MEASURE RESULTS

Collect PQRS Data

+ Show Selected Measures

Now it is time to start inputting or uploading your data. The AAAAI Allergy, Asthma & Immunology Quality Clinical Data Registry provides web-based forms for you to manually enter your PQRS data; click the "Manually Add Patient" button to add patients manually. There are also spreadsheet-based data templates and definition files available for you to upload your patient records as well. You may use one or more of these methods to populate your AAAAI Allergy, Asthma & Immunology Quality Clinical Data Registry Patient Registry. If you would like to edit your measures selection, click the Edit button on the "Selected Measures" panel.

Upload Files

Access data templates and upload patient data files.

View Previous Uploads

Review uploads and access historic files.

Manually Add Patient

Add new patients manually. Includes the ability to add a patient encounter and encounter data for the patient.

All Patients (30) Incomplete Patients (0) Incomplete Encounters (30)

My AAAAI Allergy, Asthma & Immunology Quality Clinical Data Registry Patient Registry

PATIENT ID	FIRST NAME	LAST NAME	DOB	LAST UPDATED	# ENCOUNTERS	Actions
+ DCA002	Judith	Alvarez	01/02/2011	07/20/2016	1	Actions
+ DCA005	Janice	Anderson	02/09/2010	07/20/2016	1	Actions
+ DCA018	Nancy	Berry	01/30/2010	07/21/2016	2	Actions

All Fields search

LAST NAME	DOB	LAST UPDATED	# ENCOUNTERS	Actions
Alvarez	01/02/2011	07/20/2016	1	Actions
Anderson	02/09/2010	07/20/2016	1	Actions
Berry	01/30/2010	07/21/2016	2	Actions

Data Entry Options: Data Upload

The screenshot displays the medconcert website interface for the AAAAI Allergy, Asthma & Immunology Quality Clinical Data Registry. The main navigation bar includes 'HOME', 'APPS', 'POPULATION', 'PERFORMANCE', 'WAYS TO IMPROVE', 'COMMUNITY', and 'PORTFOLIO'. The user is logged in as 'QCDR 072202'. The 'DATA' tab is selected, and the 'DATA COLLECTION' sub-tab is active. The 'Collect PQRS Data' section is visible, with a blue box highlighting the 'Upload Files' option, which is described as 'Access data templates and upload patient data files.' A blue arrow points from this box to a modal window titled 'AAAAI Allergy, Asthma & Immunology Quality Clinical Data Registry'. The modal window contains the following sections:

- Download Template**: A message stating, 'To begin the upload process, please download the Data Templates. These files contains the correct column/row headers which correspond to the required data elements. Place the appropriate data into the template, and ensure that the columns match property. Editing the template column header will cause errors during the upload process. The Definition File is available for download if you need assistance with the data template.' Below this are three download links: '2016 Definition file', '2016 Patient Template', and '2016 Encounter Template', along with a '2016 Custom Codes' link.
- Upload Patient File**: A message stating, 'Select a patient file to upload. You may upload the patient file and the encounter data file at the same time. Please limit uploaded files to approx. 100,000 records per file. You may upload additional files.' Below this is a 'Select a Patient file for upload...' field with a 'Browse...' button and file format indicators '(.xls, .xlsx, .csv)'.
- Upload Encounter Data File**: A message stating, 'Select an encounter data file to upload. You may upload the patient file and the encounter data file at the same time. Please limit uploaded files to approx. 100,000 records per file. You may upload additional files.' Below this is a 'Select an Encounter file for upload...' field with a 'Browse...' button and file format indicators '(.xls, .xlsx, .csv)'.

At the bottom of the modal window are 'CLOSE' and 'UPLOAD' buttons.



Populate a Patient and Encounter File

Complete a Patient Data Template

A	B	C	D	E	F	G	H	I	J	K	L	M	N
DELETE_IND	UPDATE_IND	PATIENT_ID	PATIENT_RACE	PATIENT_ETHNICITY	PATIENT_FIRST_NAME	PATIENT_LAST_NAME	PATIENT_DOB	PATIENT_SEX	IS_MEDICARE_PAYOR				
		1			Willard	Fox	8/20/2004	M	Y				
		2			Alice								
		3			Joshua								
		4			Dana								
		5			Cody								
		6			Molly								
		7			Gerald								
		8			Tanya								

Upload an Encounter Template Correlating to your Patient List

A	B	C	D	E	F	G	H	I	J	K	L	M	N
TRANSACTION_ID	DELETE_IND	PATIENT_ID	PLACE_OF_SERVICE	ACTIVITY_DATE	ACTIVITY_TIME	ACTIVITY_END_DATE	CODING_SYSTEM	CODE	MODIFIER	VALUE	UNITS	IS_NEGATION	Parent_Transaction_ID
1		1		1/1/2016			ICD10CM	J45.30					
2		1		1/1/2016			CPT	99201					
3		1		1/1/2016			CPT_II	1038F					
4		1		1/1/2016			CPT_II	4140F					
5		1		1/1/2016			CPT_II	4144F					
6		1		1/1/2016			CPT_II	2015F			8P		
7		1		1/1/2016			CPT_II	2016F			8P		



Upload Data & Review within Registry

AAAIA Allergy, Asthma & Immunology Quality Clinical Data Registry is an easy to use online tool to help you quickly and easily collect, aggregate, and analyze patient data. Through the registry you will be able to drill down into your patient data to identify patient outliers, identify gaps in patient care, and link to proven interventions from leading quality improvement organizations. No...
(Show more)

HOME DATA PERFORMANCE POPULATION IMPROVEMENT

ACCOUNT INFO MEASURE SELECTION **DATA COLLECTION** MEASURE RESULTS

Collect PQRS Data

+ Show Selected Measures

Now it is time to start inputting or uploading your data. The AAAIA Allergy, Asthma & Immunology Quality Clinical Data Registry provides web-based forms for you to manually enter your PQRS data; click the "Manually Add Patient" button to add patients manually. There are also spreadsheet-based data templates and definition files available for you to upload your patient records as well. You may use one or more of these methods to populate your AAAIA Allergy, Asthma & Immunology Quality Clinical Data Registry Patient Registry. If you would like to edit your measures selection, click the Edit button on the "Selected Measures" panel.

Upload Files
Access data templates and upload patient data files.

View Previous Uploads
Review uploads and access historic files.

Manually Add Patient
Add new patients manually. Includes the ability to add a patient encounter and encounter data for the patient.

0 Patients (0) 1 Complete Patients (1) 17 Incomplete Encounters (17)

My AAAIA Allergy, Asthma & Immunology Quality Clinical Data Registry Patient Registry

All Fields search...

PATIENT ID	FIRST NAME	LAST NAME	DOB	LAST UPDATED	# ENCOUNTERS	Actions
24				07/29/2016	1	Actions
7	Gerald	Campbell	09/12/2004	07/29/2016	1	Actions
13	Roy	Collins	08/22/1994	0	0	Add a Patient Encounter
10	Kristen	Cortez	02/06/1951	0	0	Manage Patient Diagnosis Codes
1	Willard	Fox	08/20/2004	0	0	Edit Patient
6	Molly	Freeman	01/26/2004	07/29/2016	1	Delete Patient
22	Kristin	Garcia	11/12/2004	07/29/2016	1	Actions
21	Edward	Garza	04/26/2004	07/29/2016	1	Actions
11	Randy	Hodges	05/14/1949	07/29/2016	1	Actions

AAAIA Allergy, Asthma & Immunology Quality Clinical Data Registry

Data Upload Queue

The file(s) you have uploaded appear in the queue below. Please review to ensure that your file was uploaded successfully. If your file was uploaded successfully, you may simply close this window and proceed with the reporting process. If you encountered any errors in your file upload (see column labeled "Errors Encountered"), you should select "Download Error Log" to view the list of errors. To correct your errors, select "Download Error File." This file contains only the records from your original file that need to be corrected. Once you have made the appropriate corrections, save this file and re-upload it into the system.

Refresh Data

File Name	Date Uploaded	File Type	Status	Total Records	Records Processed	Processed Successfully	Errors Encountered	Actions
FINAL_AAAIA_OCDR Encounter File.xlsx	July 21st 2016, 7:37:58 pm	Encounter	Processing	98	0	0	0	Download Original
AAAIA_OCDR Patient Details Upload.xlsx	July 21st 2016, 7:37:58 pm	Patient	Complete	24	24	23	1	Download Error Log Download Error File Download Original

Legend:

- Download Original: Select this file to review the original file you uploaded.
- Download Error Log: Select this file if you encountered errors with your uploaded file. This file will contain a list of your errors.
- Download Error File: Select this file to correct your errors. This file contains only the records from your original file that need to be corrected.

Last Updated:

Close



Allergy, Asthma & Immunology Quality Clinical Data Registry

The Allergy, Asthma & Immunology Quality Clinical Data Registry is an easy to use online tool to help you quickly and easily collect, aggregate, and analyze patient data. Through the registry you will be able to drill down into your patient data to (view more)

- HOME
- DATA
- PERFORMANCE
- IMPROVEMENT
- POPULATION
- MOC REPORT
- PQRS

My Performance Dashboard

See how you compare. Identify your gaps. Decide which gap to improve

NETWORK LOCATIONS ? MEASURES ? VERSUS ?

All Networks (0) All Measures (26) All Comparators (1)

Measure Performance Snapshot

Measures (11)

Measure Name	Score	Patient Outliers
Assessment of Symptoms Prior to Immunotherapy Injection(s)	78%	22
Documentation of Clinical Response to Allergen Immunotherapy...	78%	98
Patient Self-Management and Action Plan	78%	100
Optimal Asthma Control	81%	19

My Performance Details

Measures (11)

Measure Name	My Performance		How Do I Compare?		Patient Outliers	How do I improve?
	Trending	Score ?	vs Comparators	vs All ?		
Assessment of Symptoms Prior to Immunotherapy Injection(s)	78%	2 gaps	100%	22	100	View Outliers
Documentation of Clinical Response to Allergen Immunotherapy...	78%	1 gap	100%	22	98	View Outliers
Patient Self-Management and Action Plan	78%	1 gap	100%	22	100	View Outliers
Optimal Asthma Control	81%	0 gaps	100%	19	100	View Outliers

Performance Monitor



Continuous Performance Management

How Do We Improve?
Links to Interventions

HOME DATA PERFORMANCE POPULATION IMPROVEMENT PQRS RESOURCE

My Performance Dashboard

See how you compare. Identify your gaps. Decide which gap to improve

View as of Jul 01, 2015
last data refresh: Sep 30, 2015

NETWORK LOCATIONS: [All Networks (5)] MEASURES: [All Measures (48)] VERSUS: [All Comparators (7)] TIME PERIOD: [TODAY] [MONTH] [QUARTER] [YEAR] [DATE]

Hide measures with no data

Measure Performance Snapshot

Measures (48) SORT: Outliers: High to Low

Measure Name	Score	Outliers
Post-Treatment Symptom Int...	38%	28
Post-Treatment Symptom Int...	78%	28
Post-Treatment Symptom Int...	78%	28
Post-Treatment Symptom Int...	81%	28

View a Snapshot of your measures performance and expand to view details



My Performance Details

Measure Name	My Performance Trending	Score	How vs Comparison	Fixed Benchmarks and Goals	Patient Outliers
Post-Treatment Symptom Intervention - Composite Rate		38%	2 gaps	100% goal	28
Post-Treatment Symptom Intervention - Fatigue		78%	2 gaps	100% goal	28
Post-Treatment Symptom Intervention - Psychosocial Distress		78%	2 gaps	100% goal	28
Post-Treatment Symptom Intervention - Sleep		82%	2 gaps	100% goal	28

Page: 1 of 10 Listing per page: 5(10/20/30) Page: [1] [2] [3] [4] [5] [Next]

Measure Name

Performance Trending

Fixed Benchmarks and Goals

Patient Outliers



The AAAAI Allergy, Asthma & Immunology Quality Clinical Data Registry

Manage Patient Population



Manage Patient Population – Patient List

This is your master patient list. It includes your personal list of patients, as well as patients associated with any of the patient care organization network of which you are a member.

The screenshot shows a web interface for managing a patient population. At the top, there are navigation tabs: HOME, DATA, PERFORMANCE, POPULATION (selected), IMPROVEMENT, and MOC REPORT. Below these are sub-tabs: PATIENT LIST (selected), ALERTS BY PATIENT, and ALERTS BY MEASURE. The main heading is "Manage My Patients And My Patient Population". Below this is a sub-heading: "This is your master patient list. It includes your personal list of patients, as well as patients associated with any of the patient care organization network of which you are a member." The main content area shows "My Patients (240)" with a search bar and a "SORT" dropdown set to "Name (A-Z)". The patient list is displayed in a table with the following columns: Patient Information, Network Location, Contact Information, and Actions.

Patient Information	Network Location	Contact Information	Actions
Adams, Abigail F 34y 09/18/1979 ID: 4795520	North Shore General Hospital	aadams329@gmail.com 412.589.2254 285 Waterfront Drive East Suite 100 Homestead, PA 15120	
Brunson, Julie A. F 33y 09/18/1980 ID: 4795443	North Shore General Hospital	jbrunson00@gmail.com 412.589.2254 285 Waterfront Drive East Suite 100 Homestead, PA 15120	
Brunson, Julie A. F 33y 09/18/1980 ID: 4795443	East General Emergency Clinic	jbrunson00@gmail.com 412.589.2254 285 Waterfront Drive East Suite 100 Homestead, PA 15120	



Manage Patient Population – Alerts By Patient

The screenshot shows a web application interface for managing patient alerts. At the top, there are navigation tabs: HOME, DATA, PERFORMANCE, POPULATION (selected), IMPROVEMENT, and QOC REPORT. Below these are sub-tabs: PATIENT LIST, ALERTS BY PATIENT (selected), and ALERTS BY MEASURE. The main heading is 'Alerts By Patient' with a sub-heading: 'Identify patient outliers requiring attention. These indicators represent each patient's most recent status for each measure.' There are two sub-tabs: 'PATIENT ALERT SUMMARY' and 'PATIENT ALERT DETAIL'. The interface includes a date filter 'View as of Jul 10, 2015' and 'last data refresh: Jul 05, 2015'. A 'MEASURE' dropdown is set to 'All Measures (12)'. The 'TIME PERIOD' is set to 'TODAY'. There are filters for 'All Patients' and 'My Patients', and a 'VIEW BY' section showing 'Performance Not Met' and 'Performance Met'. A table titled 'My Patients (240)' is displayed with columns for Patient Information, Network Location, Contact Information, and Actions. The table lists four patients: Adams, Abigail; Brunson, Julie A. (two entries); and Chapman, Patricia J.

Patient Information	Network Location	Contact Information	Actions
Adams, Abigail F 34y 09/18/1970 ID: 4785522	North Shore General Hospital	adams129@gmail.com 412.589.2254 285 Waterford Drive East Suite 100 Homestead, PA 15120	Actions
Brunson, Julie A. F 30y 09/18/1980 ID: 4785448	North Shore General Hospital	jbrunson00@gmail.com 412.589.2254 285 Waterford Drive East Suite 100 Homestead, PA 15120	Actions
Brunson, Julie A. F 30y 09/18/1980 ID: 4785448	East General Emergency Clinic	jbrunson00@gmail.com 412.589.2254 285 Waterford Drive East Suite 100 Homestead, PA 15120	Actions
Chapman, Patricia J. F 44y 08/19/1950 ID: 47155201	East General Emergency Clinic	pchampan0@gmail.com 412.589.2254	Actions

Identify patient outliers requiring attention. These indicators represent each patient's most recent status for each measure.



Manage Patient Population: Alerts By Measure

View feedback on patient outliers by measure. Analyze your outliers, communicate with your colleagues, and take steps to address these patients.

The screenshot displays a dashboard for 'Alerts by Measure'. At the top, there is a navigation menu with tabs for HOME, DATA, PERFORMANCE, POPULATION, IMPROVEMENT, MOC REPORT, PQRS, and STE. Below this, there are sub-tabs for PATIENT LIST, ALERTS BY PATIENT, and ALERTS BY MEASURE. The main content area is titled 'Alerts by Measure' and includes a sub-header 'Post-Treatment Goal Setting'. Below the sub-header, there are three key metrics: Overall Score (78%), Patient Outliers (124 / 742), and Trending (a line graph showing a downward trend). The 'Patient Outliers' section shows a -2.1% change. Below the metrics, there is a table titled 'My Patients (240)' with columns for Patient Information, Network Location, and Contact Information. The table lists five patients with their names, dates of birth, IDs, network locations, and contact details.

Network Location	APR	MEASURE	VIEW HISTORY
North Shore General Hospital	01/01/2014	01/01/2014	12345
North Shore General Hospital	01/01/2014	01/01/2014	12345
East General Emergency Clinic	01/01/2014	01/01/2014	12345
East General Emergency Clinic	01/01/2014	01/01/2014	12345
North Shore General Hospital	01/01/2014	01/01/2014	12345



The AAAAI Allergy, Asthma & Immunology Quality Clinical Data Registry

Improvement



Improvement Interventions

HOME DATA PERFORMANCE POPULATION IMPROVEMENT MOC REPORT PQRS STE

Ways to Improve.

Find your next activity for improvement.

[SELECT MEASURES](#)
Show completed activities

Title	Type	Rating	# Users Registered	Action
Acute Sinusitis	Activity	0 Comments	N/A + more details	REGISTER FREE
Asthma	Activity	0 Comments	N/A + more details	REGISTER
Asthma in Pregnancy	Activity	0 Comments	N/A + more details	REGISTER FREE

My Performance Details

Measures (48)

SORT Outliers: High to Low search...

Measure Name	My Performance		How Do I Compare?		Patient Outliers	How do I Improve?
	Trending	Score	vs Comparators	vs All		
		38% ↑ Higher is better	2 gaps		28 / 42 View Outliers	
		78% ↑ Higher is better	2 gaps		28 / 42 View Outliers	
		78% ↑ Higher is better	2 gaps		28 / 42 View Outliers	
		81% ↑ Higher is better	2 gaps		28 / 42 View Outliers	
		82% ↑ Higher is better	2 gaps		28 / 42 View Outliers	

Listing per page: 5/10/20/30 Page: 1 2 3 4 5 ...

Access links and tools from professional societies and national experts in quality improvement to help you and your team learn and improve

Drill Down to View Improvement Tools Suggested to Close this Measure Gap

View Improvement Tools and Resources by Measure



HOW MUCH DOES IT COST TO PARTICIPATE?

REGISTRATION AND PAYMENT IS REQUIRED FOR EACH PQRS SUBMISSION PERIOD. THE ANNUAL COST PER PROVIDER IS **\$500** FOR AAAAI MEMBER PROVIDERS AND **\$650** FOR NON-MEMBER PROVIDERS. THIS SUBSCRIPTION FEE INCLUDES ANNUAL USE OF THE DATA FOR QUALITY IMPROVEMENT PURPOSES AND PQRS SUBMISSION TO CMS.

Please contact us for information regarding pricing for
PQRS GPRO and/or Meaningful Use.

Email: QCDR@aaaai.org

Phone: 414-272-6071



Contact & Questions

If you need assistance with
The AAAAI Allergy, Asthma & Immunology Quality Clinical Data Registry
Contact us for support

- For Registry and Measures Specifications
 - Visit www.aaaai.org/qcdr
- For Technical Assistance
 - Click the Support Link on The AAAAI Registry MedConcert webpage
- For questions about this registry
 - Email QCDR@aaaai.org
 - Call 414-272-6071